

IN/OUT

ENDOMETRIAL HISTOLOGY

The IN/OUT is an endometrial suction curette for a histologic lining biopsy.


FEATURES

- double headed piston secures a steady vacuum
- tissue collection through the tip
- smooth rounded distal tip and small size for minimal patient discomfort
- depth markings for ease in locating depth of insertion in the uterus



ORIGINAL PICTURE

GYNO INFO IN/OUT

Length	262 mm (± 3 mm)
Tube OD	2.93 mm (± 0.03 mm)
Sterile	ETO sterilized
Packaging	75/shipping box
Order number	#4165 



GMP Belgium IN/OUT 04/2011

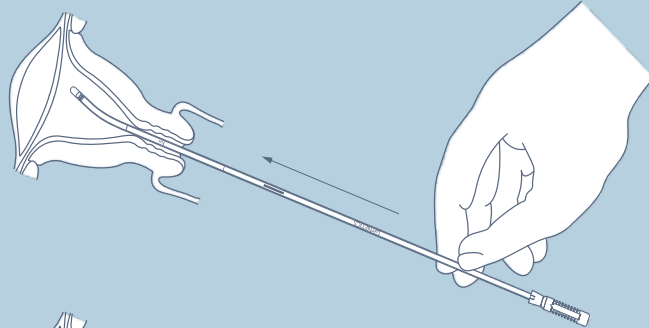


Gynetics Medical Products n.v.
Rembert Dodoensstraat 51 / 3920 Lommel, Belgium
tel. +32 11 64 58 72 / fax +32 11 64 06 77
info@gynetics.be / www.gynetics.be

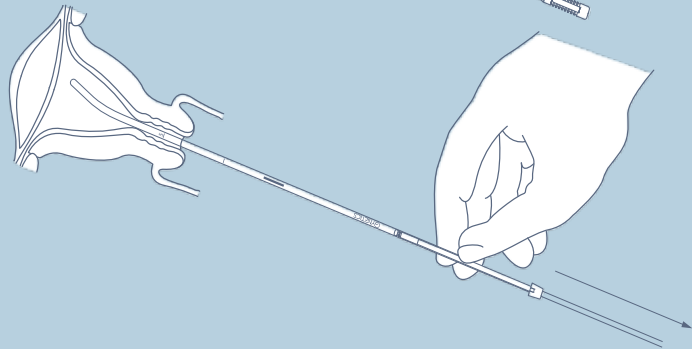
GYNETICS[®]
Practise better Medicine

MANUAL IN /OUT

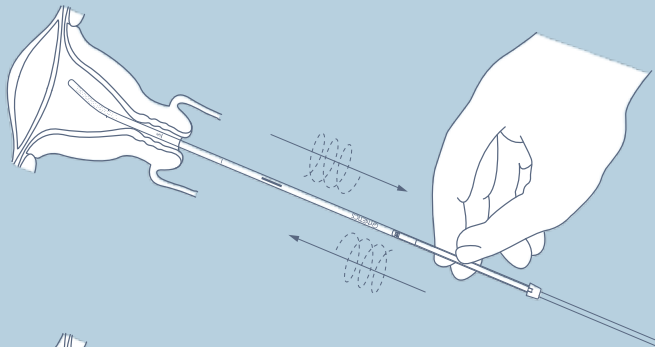
1) Insert In/out through cervical canal while piston is fully engaged in outer tube ('sheath') until wall contact is felt, taking into account hysteroemetry and curvature.



2) Hold sheath. Pull piston back completely until stopper is reached, in order to create maximum negative pressure within sheath.



3) Roll sheath between fingers 4 times – while simultaneously moving it back and forth inside the uterus – for comprehensive sampling.



4) Remove device. Push piston back into sheath to expell sample in transport medium.

